



National Association of Basketball Coaches

Record Book

2006-12



Reese's Division II College All-Star Game
as selected by the National Association of Basketball Coaches
Results 2006-12

- 2006** **West 134, East 122** at Naismith Memorial Basketball Hall of Fame, Springfield, Massachusetts
MOP – Tayron Thomas, Philadelphia U. (East); Ryan Diggs, Western Wash. and Franz Steyn, Southwest Baptist (West)
Coaches – John Wilson, Lock Haven (East); Ken Wagner, BYU-Hawaii (West)
- 2007** **West 97, East 92** at Naismith Memorial Basketball Hall of Fame, Springfield, Massachusetts
MOP – Christian Burns, Philadelphia U. (East); Kevin Johnson, Humboldt St. (West)
Coaches – David McLaughlin, Stonehill (East); Bill Brown, California (Pa.) (West)
- 2008** **East 103, West 97** at Naismith Memorial Basketball Hall of Fame, Springfield, Massachusetts
MOP – Charlie Parker, Millersville (East); Jeff Fahnbulleh, Ky. Wesleyan (West)
Coaches – Vincent Alexander, S.C. Aiken (East); Bill Treseler, San Francisco St. (West)
- 2009** **West 138, East 117** at Naismith Memorial Basketball Hall of Fame, Springfield, Massachusetts
MOP – Anthony Hilliard, Elizabeth City St. (East); Nolan Richardson, Midwestern St. (West)
Coaches – Linc Darner, Fla. Southern (East); Jeff Guiot, Southwest Baptist (West)
- 2010** **West 131, East 125, OT** at Naismith Memorial Basketball Hall of Fame, Springfield, Massachusetts
MOP – Laurence Ekperigin, LeMoyne (East); Sanijay Watts, Central Mo. / Kyle Moore, Tusculum (West)
Coaches – Mark Downey, Arkansas Tech (East); Kim Anderson, Central Mo. (West)
- 2011** **West 96, East 91** at Naismith Memorial Basketball Hall of Fame, Springfield, Massachusetts
MOP – Chris Woods, Pfeiffer (East); Darius Adams, Indianapolis (West)
Coaches – Art Luptowski, American Int'l (East); Mike Leaf, Winona St. (West)
- 2012** **West 120, East 110** at The Bank of Kentucky Center, Highland Heights, Kentucky
MOP – None selected
Coaches – Dale Clayton, Carson-Newman (East); Ken Wagner, BYU-Hawaii (West)



Reese's Division II College All-Star Game
as selected by the National Association of Basketball Coaches
Records 2006-12

Player

Points – 25 Ryan Diggs, Western Wash., (West) 2006

Field Goals – 11 Anthony Hilliard, Elizabeth City St., (East) 2009; and Lance Kearse, Eckerd (East) 2012

FG Percentage – 84.6 (11-13) Lance Kearse, Eckerd, (East) 2012

3 Pt. Field Goals – 6 Nolan Richardson, Midwestern St., (West) 2009; Desmond Stephens, Ky. Wesleyan, (West) 2010

3FG Percentage – 75.0 (6-8) Desmond Stephens, Ky. Wesleyan, (West) 2010

Free Throws – 7 Michael Sturns, Holy Family, (East) 2008

FT Percentage – 100.0 (6-6) Atila Santos, Minnesota St. Mankato, (West) 2008

Rebounds – 13 Kevin Johnson, Humboldt St., (West) 2008

Assists – 10 Paul Peterson, BYU-Hawaii, (West) 2008

Blocks – 4 Kevin Johnson, Humboldt St., (West) 2008

Steals – 4 Marlon Pierce, Cal St. San B'dino, (West) 2008; Nolan Richardson, Midwestern St., (West) 2009

Team

Points – 138, West 2009

Scoring Margin – +12 (134-122), West 2006

Field Goals – 56 West, 2009

FG Percentage – 59.1 (55-93) West, 2006

3 Pt. Field Goals – 26 West, 2010

3FG Percentage – 59.1 (26-44) West, 2010

Free Throws – 26 West, 2010

FT Percentage – 90.0 (9-10) East, 2010

Rebounds – 71 West, 2007

Rebound Margin – +15 (71-56) West, 2007

Assists – 30 West, 2010

Blocks – 10 West, 2007

Steals – 15 West, 2008

Reese's Division II College All-Star Game
as selected by the National Association of Basketball Coaches
Participants 2006-12

Adelphi Jamaal Wagner	2006 West	Cal State Stanislaus Reggie Jones	2012 West	Findlay Nathan Hyde Destin Pfeifer Frank Phillips	2011 West 2006 East 2007 West
Alabama-Huntsville Jason Smith	2007 East	Caldwell Manny Perez	2009 East	Florida Southern Linc Darner, Coach Rion Rayfield	2009 East 2011 East
Alaska-Anchorage Taylor Rohde	2012 West	California Bill Brown, Coach	2007 West	Fort Hays State Dominique Jones	2011 West
Alaska-Fairbanks Parrish West	2011 West	Cameron Milton Garner	2012 West	Gannon Vince Mosley	2008 West
American International Art Luptowski, Coach Magen McNeil	2011 East 2007 East	Carson-Newman Dale Clayton, Coach	2012 East	Georgia College Ryan Aquino Shaun Keaton Jeremy Mayweather	2012 East 2009 West 2006 West
Arkansas Tech Mark Downey, Coach	2010 East	Central Missouri Kim Anderson, Coach Michael Hicks	2010 West 2006 East	Holy Family Michael Sturns	2008 East
Assumption Corey Diethorn Patrick Shea	2008 East 2009 East	Central Oklahoma Lance Harper	2009 West	Humboldt State Kevin Johnson (MOP) Devin Peal	2007 West 2008 West
Augusta State George Johnson	2011 East	Chaminade Zack Whiting	2007 West	Indiana (PA) Ashton Smith Darryl Webb	2012 East 2011 East
Augustana (SD) Cody Schilling	2012 West	Charleston (WV) Paul Reyes	2012 East	Indianapolis Darius Adams (MOP) Adrian Moss	2011 West 2012 West
Bemidji State James Ellisor	2012 West	Cheyney Sharif Bray	2011 East	Kentucky Wesleyan Jeff Fahnbulleh (MOP) Desmond Stephens Anthony Young	2008 West 2010 West 2012 West
Bentley Lew Finnegan Brian Tracey	2009 East 2011 East	Christian Brothers Zack Warner Scott Dennis	2012 East 2012 East	Lander Dwight Tolbert	2012 West
Bloomfield Andre Dabney Ahmad Harris Omari Knox	2007 East 2012 East 2009 East	Concord Tyrone Anderson	2007 East	Le Moyne Matt Cooper	2007 East
Bryant John Williams	2006 West	Delta State Jasper Johnson Jeremy Richardson	2006 West 2006 West	Lewis Brandon Dagans	2009 West
Bowie State Gil Goodrich	2007 East	Eckerd Lance Kearse	2012 East	Lock Haven John Wilson, Coach	2006 East
Brigham Young-Hawaii Paul Peterson Ken Wagner, Coach	2008 West 2006, 12 West	Edinboro Joe Jones Daren Tielsch	2009 East 2006 West	Mansfield Yuseff Carr	2011 East
Cal State San Bernardino Marlon Pierce	2008 West	Elizabeth City State Anthony Hilliard (MOP)	2009 East		
		Ferris State Justin Keenan	2011 West		


Mars Hill		Pfeiffer		Southeastern Oklahoma State	
Walt Baxley	2006 West	DeMario Grier	2007 East	Eric Babers	2007 West
		Chris Woods (MOP)	2011 East		
Mary		Philadelphia U.		Southern Indiana	
Anthony Moody	2011 West	Christian Burns (MOP)	2007 East	Brandon Hogg	2012 West
		Tayron Thomas (MOP)	2006 West	Chris Thompson	2006 East
Massachusetts-Lowell		Pitt-Johnstown		Southwest Baptist	
Stacey Moragne	2006 West	Chris Gilliam	2008 East	Jeff Guiot, Coach	2009 West
Merrimack		Pittsburg State		Sheldon Pace	2006 East
Darin Mency	2011 East	Cory Abercrombie	2008 West	Frank Steyn (MOP)	2006 East
Midwestern State		Queens (NC)		Stonehill	
Nolan Richardson (MOP)	2009 West	Reggie Hopkins	2011 East	David McLaughlin, Coach	2007 East
Millersville		Rollins		Tampa	
Charlie Parker (MOP)	2008 East	Jonny Reibel	2008 East	Jeremy Black	2008 East
		Nick Wolf	2011 East	Tarleton State	
Minnesota Duluth		St. Cloud State		Avery Patterson	2008 West
John Vaudreuil	2009 West	David Dreas	2008 West	Virginia Union	
		Taylor Witt	2011 West	Brad Byerson	2008 East
Minnesota State Mankato		St. Martin's		Washburn	
Luke Anderson	2007 West	Jake Linton	2009 West	Logan Stutz	2011 West
Atila Santos	2008 West	Blake Poole	2011 West	West Georgia	
Missouri Southern State		Saint Rose		Da'Ron Sims	2012 East
Skyler Bowlin	2011 West	Steve Dagostino	2008 East	West Texas A&M	
Keane Thomann	2012 East	Saint Joseph's (IN)		Damien Lolar	2007 West
Morehouse		Sullivan Sykes,	2006 East	Robert Lee	2008 West
Kenney Boyd	2009 East	San Francisco State		West Virginia State	
Nebraska-Kearney		Bill Treseler, Coach	2008 West	Ted Scott	2009 East
Dusty Jura	2007 West	Seattle Pacific		West Virginia Wesleyan	
North Alabama		Dustin Bremerman	2007 West	Raymont McElroy	2012 West
Thomas Fraise	2009 East	Shippensburg		Western Washington	
Esmir Guzonijc	2007 East	Chuck Davis	2007 East	Ryan Diggs (MOP)	2006 East
Kenny Johnson	2009 East	Somona State		Ira Graham	2009 West
Northern Kentucky		Vince Inglima	2006 East	Wheeling Jesuit	
Jon Van Hoose	2012 East	South Carolina Aiken		Terrance Bradley	2006 West
Steven Wright	2007 West	Vincent Alexander, Coach	2008 East	Wingate	
Northern Michigan		Chris Commons	2009 West	Sean Barnette	2008 East
Ricky Volcy	2007 West	South Dakota		Winona State	
Northern State		Turner Trafholz,	2006 East	Mike Leaf, Coach	2011 West
Matt Hammer	2006 East			Wisconsin-Parkside	
Kevin Ratzsch	2009 West			Lavontay Fenderson	2009 West
Pace					
Ryan Williams	2008 East				



NABC Division II All-Star Game Participants

Naismith Memorial Basketball Hall of Fame, Friday, March 28, 7 p.m.


East All-Stars



Sean Barnette
Wingate



Jeremy Black
Tampa



Brad Byerson
Virginia Union



Steve Dagostino
St. Rose




Corey Diethorn
Assumption



Chris Gilliam
Pittsburgh-Johnstown



Charlie Parker
Millersville



Jonny Reibel
Rollins




Michael Sturns
Holy Family



Ryan Williams
Pace

Coach — Vincent Alexander South Carolina Aiken


West All-Stars



Cory Abercrombie
Pittsburg State



David Dreas
St. Cloud State



Jeff Fahnbulleh
Kentucky Wesleyan



Robert Lee
West Texas A&M



Vince Mosley
Gannon



Avery Patterson
Tarleton State



Devin Peal
Humboldt State



Paul Peterson
Brigham Young-Hawaii



Marlon Pierce
Cal State San Bernardino



Atila Santos
Minnesota State Mankato

Coach — Bill Treseler, San Francisco State

2006 NABC Division II All-Star Game Participants

Naismith Memorial Basketball Hall of Fame • Friday, March 24, 7 p.m.

East All-Stars



Walt Baxley
Mars Hill



Terrance Bradley
Wheeling Jesuit



Jasper Johnson
Delta St.



Jeremy Mayweather
Georgia C&SU



Stacey Moragne
Mass.-Lowell



Jeremy Richardson
Delta St.



Tayron Thomas
Philadelphia U.



Daren Tielsch
Edinboro



Jamal Wagner
Adelphi



John Williams
Bryant

Coach — John Wilson, Lock Haven


West All-Stars



Ryan Diggs
Western Washington



Matt Hammer
Northern State



Michael Hicks
Central Missouri



Vince Inghima
Sonoma St.



Sheldon Pace
Southwest Baptist



Dustin Pfeifer
Findlay



Frans Steyn
Southwest Baptist



Sullivan Sykes
St. Joseph's (Ind.)



Chris Thompson
Southern Indiana



Turner Trofholz
South Dakota

Coach — Ken Wagner, BYU-Hawaii

Official Basketball Box Score -- Game Totals -- Final Statistics

West All-Stars vs East All-Stars

03/24/06 7:00 at Springfield, MA, Basketball Hall of Fame

West All-Stars 134

#	Player		Total	3-Ptr	FT-FTA	Rebounds			PF	TP	A	TO	Blk	Stl	Min
			FG-FGA	FG-FGA		Off	Def	Tot							
40	THOMPSON, Chris	f	2-7	0-0	0-0	2	1	3	2	4	0	1	0	0	18
44	STEYN, Franz	c	9-13	0-0	0-0	4	7	11	3	18	0	1	0	0	19
10	Harper, Lance	g	3-6	2-3	2-3	1	0	1	0	10	5	3	0	3	17
20	SYKES, Sullivan	g	7-10	0-0	4-5	1	4	5	0	18	2	1	0	1	19
23	Fenderson, Lavontay	g	8-15	2-7	2-3	3	5	8	1	20	4	0	0	0	19
12	PACE, Sheldon		6-10	1-4	1-2	0	2	2	0	14	7	2	0	1	23
15	DIGGS, Ryan		10-12	5-7	0-0	1	2	3	1	25	1	1	0	3	21
22	Keaton, Shaun		4-6	2-4	0-0	1	0	1	1	10	2	1	0	0	21
30	TROFHOLZ, Turner		6-9	0-0	1-2	1	5	6	2	13	1	2	0	1	22
32	Vaudreuil, John		0-5	0-3	2-2	0	2	2	0	2	3	3	0	2	21
	Team					0	2	2							
Totals			55-93	12-28	12-17	14	30	44	10	134	25	15	0	11	200

FG % 1st Half: 26-46 56.5% 2nd half: 29-47 61.7% Game: 55-93 59.1%
 3FG % 1st Half: 5-12 41.7% 2nd half: 7-16 43.8% Game: 12-28 42.9%
 FT % 1st Half: 5-6 83.3% 2nd half: 7-11 63.6% Game: 12-17 70.6%

Deadball
Rebounds
2

East All-Stars 122

#	Player		Total	3-Ptr	FT-FTA	Rebounds			PF	TP	A	TO	Blk	Stl	Min
			FG-FGA	FG-FGA		Off	Def	Tot							
32	Fraise, Thomas	f	2-5	1-3	0-0	0	3	3	1	5	1	2	0	2	17
40	TIELSCH, Daren	f	3-5	0-1	4-8	1	3	4	2	10	0	3	0	1	17
10	Scott, Ted	g	3-8	2-7	0-0	0	3	3	2	8	6	1	0	3	19
15	BAXLEY, Walt	g	6-13	3-8	4-4	1	1	2	3	19	2	3	1	1	19
20	BRADLEY, Terrance	g	2-6	2-5	0-0	0	3	3	1	6	2	0	0	0	17
12	THOMAS, Tayron		8-13	0-0	2-2	5	2	7	0	18	5	1	0	1	23
22	Shea, Patrick		3-5	2-3	0-0	0	0	0	0	8	1	1	0	2	21
23	Finnegan, Lew		8-16	2-8	0-0	1	1	2	1	18	1	2	0	0	21
30	MORAGNE, Stacey		6-9	2-3	2-2	4	1	5	2	16	2	2	0	0	23
44	JOHNSON, Jasper		5-9	2-5	2-2	0	9	9	1	14	2	4	0	2	23
	Team					3	1	4							
Totals			46-89	16-43	14-18	15	27	42	13	122	22	19	1	12	200

FG % 1st Half: 22-40 55.0% 2nd half: 24-49 49.0% Game: 46-89 51.7%
 3FG % 1st Half: 8-18 44.4% 2nd half: 8-25 32.0% Game: 16-43 37.2%
 FT % 1st Half: 6-8 75.0% 2nd half: 8-10 80.0% Game: 14-18 77.8%

Deadball
Rebounds
2

Officials: Haywood Bastic, Jim Bruno, Gene Millentree

Technical fouls: West All-Stars-None. East All-Stars-None.

Attendance:

National Association of Basketball Coaches Division II All-Star Game

Score by periods	1st	2nd	Total
West All-Stars	62	72	134
East All-Stars	58	64	122

Points	In Paint	Off T/O	2nd Chance	Fast Break	Bench
WEST	80	25	19	28	64
EAST	44	13	21	10	74

Last FG - WEST 2nd-00:19, EAST 2nd-00:03.

Largest lead - WEST by 14 2nd-00:57, EAST by 8 1st-11:43.

Score tied - 4 times.

Lead changed - 12 times.



NABC Division II All-Star Game Participants

Naismith Memorial Basketball Hall of Fame, Friday, March 23, 7 p.m.

East All-Stars



Tyrone Anderson
Concord



Christian Burns
Philadelphia U.



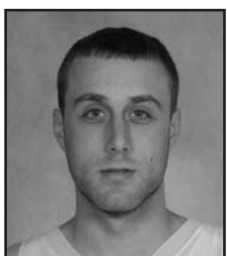
Matt Cooper
Le Moyne



Andre Dabney
Bloomfield



Antonio Fitzgerald
Saint Augustine's




Gil Goodrich
Bowie State



DeMario Grier
Pfeiffer



Esmir Guzonjic
North Alabama



Megan McNeil
American International




Jason Smith
Alabama-Huntsville

West All-Stars



Luke Anderson
Minnesota State Mankato



Eric Babers
Southeastern Oklahoma




Dustin Bremerman
Seattle Pacific



Kevin Johnson
Humboldt State



Dusty Jura
Nebraska-Kearney



Damien Lolar
West Texas A&M




Frank Phillips
Findlay



Ricky Volcy
Northern Michigan



Zack Whiting
Chaminade



Steven Wright
Northern Kentucky

Official Basketball Box Score -- Game Totals -- Final Statistics

West All-Stars vs East All-Stars

03/23/07 7:00 at Springfield, MO, Basketball Hall of Fame

West All-Stars 97

#	Player		Total	3-Ptr	FT-FTA	Rebounds			PF	TP	A	TO	Blk	Stl	Min
			FG-FGA	FG-FGA		Off	Def	Tot							
04	Steven Wright	*	5-17	3-11	0-0	1	3	4	1	13	1	0	0	3	22
12	Zack Whiting	*	1-6	0-1	5-6	2	6	8	3	7	7	5	0	3	25
20	Eric Babers	*	3-6	0-0	0-1	3	4	7	3	6	2	3	3	2	21
24	Luke Anderson	*	5-13	2-6	3-5	0	2	2	0	15	0	4	0	0	23
34	Kevin Johnson	*	6-13	1-5	5-6	4	9	13	2	18	0	1	4	2	30
02	Damien Lolar		7-17	3-10	3-6	3	1	4	2	20	2	3	1	0	22
14	Dustin Bremerman		2-5	1-2	0-0	5	2	7	1	5	2	0	0	0	15
30	Dusty Jura		3-8	0-1	1-4	4	8	12	4	7	3	1	1	1	23
40	Ricky Volcy		0-0	0-0	0-0	0	0	0	0	0	0	0	0	0	1
44	Frank Phillips		3-6	0-0	0-0	4	3	7	1	6	4	1	1	1	18
Team						4	3	7							
Totals			35-91	10-36	17-28	30	41	71	17	97	21	18	10	12	200

FG % 1st Half: 16-43 37.2% 2nd half: 19-48 39.6% Game: 35-91 38.5%
 3FG % 1st Half: 5-20 25.0% 2nd half: 5-16 31.3% Game: 10-36 27.8%
 FT % 1st Half: 4-6 66.7% 2nd half: 13-22 59.1% Game: 17-28 60.7%

Deadball
Rebounds
4

East All-Stars 92

#	Player		Total	3-Ptr	FT-FTA	Rebounds			PF	TP	A	TO	Blk	Stl	Min
			FG-FGA	FG-FGA		Off	Def	Tot							
04	Gil Goodrich	*	5-14	3-7	0-2	1	2	3	0	13	8	4	0	3	20
12	DeMario Grier	*	4-10	3-8	0-0	0	3	3	1	11	2	2	0	2	20
30	Magen McNeil	*	0-4	0-1	1-2	3	2	5	2	1	0	1	2	1	18
34	Christian Burns	*	9-20	0-0	0-0	6	5	11	2	18	0	0	1	0	22
44	Esmir Guzonijc	*	5-8	0-0	1-2	2	5	7	0	11	0	0	0	2	18
02	Andre Dabney		1-10	0-4	2-2	1	3	4	4	4	3	3	0	1	19
14	Jason Smith		3-9	2-5	0-0	1	0	1	5	8	3	1	0	0	21
20	Chuck Davis		5-9	2-3	0-0	2	3	5	2	12	1	0	0	0	22
24	Tyrone Anderson		2-8	1-1	1-1	4	4	8	3	6	1	1	2	1	22
40	Matt Cooper		3-5	0-1	2-4	1	2	3	1	8	0	2	1	1	18
Team						2	4	6							
Totals			37-97	11-30	7-13	23	33	56	20	92	18	14	6	11	200

FG % 1st Half: 22-44 50.0% 2nd half: 15-53 28.3% Game: 37-97 38.1%
 3FG % 1st Half: 7-14 50.0% 2nd half: 4-16 25.0% Game: 11-30 36.7%
 FT % 1st Half: 4-5 80.0% 2nd half: 3-8 37.5% Game: 7-13 53.8%

Deadball
Rebounds
2

Officials: Bob Martin, Mark Grumoli, Tony Dolude

Technical fouls: West All-Stars-None. East All-Stars-None.

Attendance:

National Association of Basketball Coaches Division II All-Star Game

East Most Outstanding Player - Christian Burns, Philadelphia U.

West Most Outstanding Player - Kevin Johnson, Humboldt State

Score by periods	1st	2nd	Total
West All-Stars	41	56	97
East All-Stars	55	37	92

	In	Off	2nd	Fast	
Points	Paint	T/O	Chance	Break	Bench
WEST	42	15	24	9	38
EAST	40	19	18	20	38

Last FG - WEST 2nd-04:17, EAST 2nd-00:15.

Largest lead - WEST by 6 2nd-00:22, EAST by 22 1st-06:33.

Score tied - 2 times.

Lead changed - 3 times.



NABC Division II All-Star Game Participants

Naismith Memorial Basketball Hall of Fame, Friday, March 28, 7 p.m.


East All-Stars



Sean Barnette
Wingate



Jeremy Black
Tampa




Brad Byerson
Virginia Union



Steve Dagostino
St. Rose



Corey Diethorn
Assumption



Chris Gilliam
Pittsburgh-Johnstown



Charlie Parker
Millersville



Jonny Reibel
Rollins




Michael Sturns
Holy Family



Ryan Williams
Pace

Coach — Vincent Alexander South Carolina Aiken

West All-Stars




Cory Abercrombie
Pittsburg State




David Dreas
St. Cloud State



Jeff Fahnbulleh
Kentucky Wesleyan



Robert Lee
West Texas A&M



Vince Mosley
Gannon



Avery Patterson
Tarleton State



Devin Peal
Humboldt State



Paul Peterson
Brigham Young-Hawaii



Marlon Pierce
Cal State San Bernardino



Atila Santos
Minnesota State Mankato

Coach — Bill Treseler, San Francisco State

Official Basketball Box Score -- Game Totals -- Final Statistics

West All-Stars vs East All-Stars

03/28/08 7:00 at Springfield, MA, Basketball Hall of Fame

West All-Stars 97

##	Player		Total	3-Ptr	Rebounds										Min
			FG-FGA	FG-FGA	FT-FTA	Off	Def	Tot	PF	TP	A	TO	Blk	Stl	
02	Avery Patterson	*	4-11	1-7	0-0	0	4	4	1	9	1	2	1	2	21
03	Marlon Pierce	*	2-4	0-2	0-2	0	0	0	1	4	6	0	0	4	21
04	Robert Lee	*	6-11	0-3	2-2	0	3	3	5	14	3	2	0	1	20
22	Devin Peal	*	4-8	0-0	4-9	3	4	7	4	12	0	5	0	1	20
23	Cory Abercrombie	*	3-6	0-1	0-0	1	2	3	3	6	0	3	0	0	14
01	David Dreas		1-2	0-1	0-0	0	0	0	0	2	3	1	0	1	20
05	Vince Mosley		3-7	0-1	0-0	2	2	4	0	6	0	0	0	1	20
10	Paul Peterson		3-8	1-2	0-0	0	2	2	2	7	10	1	0	3	19
32	Jeff Fahnbulleh		10-17	1-2	0-3	0	7	7	5	21	1	0	0	1	22
33	Atila Santos		5-8	0-0	6-6	5	6	11	4	16	0	3	0	1	23
	Team					4	2	6							
	Totals		41-82	3-19	12-22	15	32	47	25	97	24	17	1	15	200

FG % 1st Half: 19-42 45.2% 2nd half: 22-40 55.0% Game: 41-82 50.0%
 3FG % 1st Half: 2-10 20.0% 2nd half: 1-9 11.1% Game: 3-19 15.8%
 FT % 1st Half: 0-2 0.0% 2nd half: 12-20 60.0% Game: 12-22 54.5%

Deadball
Rebounds
3

East All-Stars 103

##	Player		Total	3-Ptr	FT-FTA	Rebounds			PF	TP	A	TO	Blk	Stl	Min
			FG-FGA	FG-FGA		Off	Def	Tot							
01	Johny Reibel	*	0-1	0-1	0-0	0	1	1	1	0	2	2	0	0	20
05	Sean Barnette	*	5-8	3-4	0-0	0	1	1	1	13	1	1	0	2	18
10	Michael Sturns	*	2-9	0-3	7-9	0	5	5	0	11	7	3	0	2	20
23	Jeremy Black	*	4-6	0-0	2-2	2	5	7	1	10	0	3	0	1	20
32	Brad Byerson	*	4-9	1-2	5-10	0	6	6	3	14	2	3	2	0	20
02	Ryan Williams		4-10	2-5	1-2	3	2	5	3	11	2	1	0	0	20
03	Steve Dagostino		3-6	1-4	6-6	0	5	5	0	13	8	3	0	1	20
04	Charlie Parker		8-13	1-2	1-1	0	0	0	2	18	1	0	0	1	20
22	Corey Diethorn		3-8	0-1	0-1	2	3	5	4	6	1	1	1	0	22
33	Chris Gilliam		3-4	0-0	1-2	1	5	6	1	7	1	2	1	0	20
	Team					4	0	4							
	Totals		36-74	8-22	23-33	12	33	45	16	103	25	19	4	7	200

FG % 1st Half: 18-37 48.6% 2nd half: 18-37 48.6% Game: 36-74 48.6%
 3FG % 1st Half: 4-11 36.4% 2nd half: 4-11 36.4% Game: 8-22 36.4%
 FT % 1st Half: 5-9 55.6% 2nd half: 18-24 75.0% Game: 23-33 69.7%

Deadball
Rebounds
4

Officials:

Technical fouls: West All-Stars-None. East All-Stars-None.

Attendance:

National Association of Basketball Coaches Division II All-Star Game

East Most Outstanding Player - Charlie Parker, Millersville

West Most Outstanding Player - Jeff Fahnbulleh, Kentucky Wesleyan

Score by periods	1st	2nd	Total
West All-Stars	40	57	97
East All-Stars	45	58	103

	In	Off	2nd	Fast	
Points	Paint	T/O	Chance	Break	Bench
WEST	54	26	10	14	52
EAST	40	21	15	6	55

Last FG - WEST 2nd-00:14, EAST 2nd-01:24.

Largest lead - WEST by 5 1st-08:11, EAST by 10 1st-14:08.


Score tied - 8 times.

Lead changed - 12 times.

NABC Division II All-Star Game Participants

Naismith Memorial Basketball Hall of Fame • Friday, March 27, 7 p.m.

East All-Stars




Kenney Boyd
Morehouse



Lew Finnegan
Bentley




Thomas Fraise
North Ala.




Anthony Hilliard
Elizabeth City St.



Kenny Johnson
North Ala.




Joe Jones
Edinboro




Omari Knox
Bloomfield



Manny Perez
Caldwell



Ted Scott
West Virginia St.



Patrick Shea
Assumption

Coach — Linc Darner, Fla. Southern

West All-Stars




Chris Commons
S.C. Aiken



Brandon Dagans
Lewis



Lavontay Fenderson
Wis.-Parkside



Ira Graham
Western Wash.



Lance Harper
Central Okla.




Shaun Keaton
GCSU




Jake Linton
St. Martin's



Kevin Ratzsch
Northern St.



Nolan Richardson
Midwestern St.



John Vaudreuil
Minn. Duluth

Coach — Jeff Guiot, Southwest Baptist

Official Basketball Box Score -- Game Totals -- Final Statistics

West All-Stars vs East All-Stars

03/27/09 7:00 at Springfield, MA Basketball Hall of Fame

West All-Stars 138

#	Player		Total	3-Ptr	FT-FTA	Rebounds			PF	TP	A	TO	Blk	Stl	Min
			FG-FGA	FG-FGA		Off	Def	Tot							
02	Linton, Jake	*	7-11	5-7	0-0	0	0	0	2	19	1	1	0	1	25
03	Graham, Ira	*	9-17	0-2	3-4	2	3	5	1	21	4	1	0	2	25
10	Harper, Lance	*	6-8	2-3	1-2	3	3	6	0	15	1	0	1	1	25
23	Fenderson, Lavontay	*	5-15	0-3	2-2	1	3	4	0	12	3	2	0	0	25
33	Commons, Chris	*	8-14	4-8	0-0	2	7	9	1	20	4	1	0	0	25
01	Dagans, Brandon		4-13	0-3	1-2	0	5	5	0	9	1	2	1	2	15
04	Ratzsch, Kevin		3-6	0-1	0-0	2	1	3	0	6	0	0	1	0	15
05	Richardson, Nolan		8-18	6-14	0-0	1	4	5	1	22	2	2	0	4	15
22	Keaton, Shaun		3-9	2-7	0-0	5	1	6	0	8	3	1	0	2	15
32	Vaudreuil, John		3-6	0-0	0-0	3	4	7	0	6	0	0	1	0	15
	Team					1	5	6							
Totals			56-117	19-48	7-10	20	36	56	5	138	19	10	4	12	200

FG % 1st Half: 27-59 45.8% 2nd half: 29-58 50.0% Game: 56-117 47.9%
 3FG % 1st Half: 12-28 42.9% 2nd half: 7-20 35.0% Game: 19-48 39.6%
 FT % 1st Half: 4-6 66.7% 2nd half: 3-4 75.0% Game: 7-10 70.0%

Deadball
Rebounds
3

East All-Stars 117

#	Player		Total	3-Ptr	FT-FTA	Rebounds			PF	TP	A	TO	Blk	Stl	Min
			FG-FGA	FG-FGA		Off	Def	Tot							
01	Johnson, Kenny	*	4-9	1-2	1-1	0	2	2	1	10	0	3	0	1	20
04	Hilliard, Anthony	*	11-16	0-1	2-4	6	4	10	2	24	4	2	0	1	20
22	Shea, Patrick	*	1-7	1-4	0-0	2	5	7	1	3	2	4	0	1	20
23	Finnegan, Lew	*	5-10	2-5	1-2	2	3	5	0	13	1	1	0	0	20
32	Fraise, Thomas	*	7-12	1-5	0-0	0	7	7	0	15	2	2	1	1	20
02	Knox, Omari		7-14	3-6	0-0	4	4	8	0	17	2	1	1	3	20
03	Jones, Joe		1-9	0-4	2-2	0	5	5	1	4	1	4	0	1	20
05	Perez, Manny		4-7	0-0	0-0	3	0	3	0	8	0	2	1	0	20
10	Scott, Ted		7-16	1-7	0-0	0	3	3	0	15	2	0	0	0	20
33	Boyd, Kenny		4-9	0-1	0-0	1	5	6	1	8	0	1	0	0	20
	Team					5	3	8							
Totals			51-109	9-35	6-9	23	41	64	6	117	14	20	3	8	200

FG % 1st Half: 21-55 38.2% 2nd half: 30-54 55.6% Game: 51-109 46.8%
 3FG % 1st Half: 5-20 25.0% 2nd half: 4-15 26.7% Game: 9-35 25.7%
 FT % 1st Half: 5-7 71.4% 2nd half: 1-2 50.0% Game: 6-9 66.7%

Deadball
Rebounds
2

Officials:

Technical fouls: West All-Stars-None. East All-Stars-None.

Attendance:

National Association of Basketball Coaches Division II All-Star Game

East Most Outstanding Player - Anthony Hilliard, Elizabeth City State

West Most Outstanding Player - Nolan Richardson, Midwestern State

Score by periods	1st	2nd	Total
West All-Stars	70	68	138
East All-Stars	52	65	117

	In	Off	2nd	Fast	
Points	Paint	T/O	Chance	Break	Bench
WEST	70	26	24	0	51
EAST	74	15	18	4	52

Last FG - WEST 2nd-00:45, EAST 2nd-00:21.

Largest lead - WEST by 27 2nd-03:37, EAST by 3 1st-18:02.


Score tied - 7 times.

Lead changed - 10 times.

NABC Division II All-Star Game Participants

Naismith Memorial Basketball Hall of Fame • Friday, March 26, 7 p.m.

East All-Stars



Stephen Dennis
Kutztown



Mike Dominguez
Mesa St.



Darren Duncan
Merrimack



Laurence Ekperigin
LeMoyne



Russell Frederick
Philadelphia U.



Brandon Friedel
Arkansas Tech



Darren Jones
West Virginia St.



Travis Nelson
Minn. St. Mankato



A.J. Rudowitz
Stonehill



John Thompson
Fla. Southern

Coach — Mark Downey, Arkansas Tech

West All-Stars



Kendrick Easley
Mount Olive



Aaron Hill
Rockhurst



Jason Jones
Northeastern St.



Bryan LeDuc
Cal St. San B'dino



Kyle Moore
Tusculum



Alex Mossman
Central Mo.



Zac Tiedeman
Humboldt St.



Desmond Stephens
Ky. Wesleyan



Sanijay Watts
Central Mo.



Jonathan Whitson
Brevard

Coach — Kim Anderson, Central Mo.

** David Johnson (East) of Winona St. and Jamar Smith (West) of Southern Ind. were chosen to the All-Star teams but unable to participate due to injury*

West All-Stars vs East All-Stars**03/26/10 7:00 p.m. at Basketball Hall of Fame, Springfield, MA****West All-Stars 131**

#	Player		Total	3-Ptr	FT-FTA	Rebounds			PF	TP	A	TO	Blk	Stl	Min
			FG-FGA	FG-FGA		Off	Def	Tot							
02	Witt, Taylor	*	3-9	2-6	0-0	1	4	5	0	8	6	0	0	0	23
04	Alex Moossman	*	8-11	5-8	0-0	0	2	2	0	21	5	1	2	0	23
10	Hyde, Nathan	*	10-16	0-0	1-2	3	2	5	1	21	2	0	0	0	23
22	Kyle Moore	*	4-9	3-4	0-0	2	2	4	1	11	7	0	0	2	23
23	West, Parrish	*	4-9	3-4	0-0	0	10	10	0	11	0	2	0	1	24
01	Desmond Stephens		6-13	6-8	1-2	1	3	4	2	19	4	5	0	1	22
03	Moody, Anthony		4-12	3-6	0-0	1	1	2	1	11	3	0	0	1	22
05	Jones, Dominique		8-14	1-2	1-1	2	2	4	1	18	0	0	1	2	22
32	Jonathan Whitson		2-5	1-2	0-0	1	3	4	1	5	1	2	0	2	22
33	Bryan LeDuc		2-4	2-4	0-0	0	3	3	1	6	2	0	0	1	21
Team						2	0	2							
Totals			51-102	26-44	3-5	13	32	45	8	131	30	10	3	10	225

FG % 1st Half: 21-47 44.7% 2nd half: 24-44 54.5% OT: 6-11 54.5% Game: 51-102 50.0% Deadball
 3FG % 1st Half: 10-19 52.6% 2nd half: 14-21 66.7% OT: 2-4 50.0% Game: 26-44 59.1% Rebounds
 FT % 1st Half: 1-2 50.0% 2nd half: 0-0 0.0% OT: 2-3 66.7% Game: 3-5 60.0% 2

East All-Stars 125

#	Player		Total	3-Ptr	FT-FTA	Rebounds			PF	TP	A	TO	Blk	Stl	Min
			FG-FGA	FG-FGA		Off	Def	Tot							
01	Darren Duncan	*	8-11	1-1	0-0	1	2	3	0	17	3	3	0	1	21
03	Russell Frederick	*	7-11	0-0	1-2	1	3	4	0	15	0	0	0	0	24
05	Bray, Shariff	*	7-11	0-0	2-2	3	5	8	1	16	0	0	1	1	22
32	Mency, Darin	*	3-8	1-3	1-1	1	3	4	0	8	3	0	0	0	21
33	Johnson, George	*	4-8	0-0	0-0	3	2	5	0	8	1	1	2	0	21
02	Wolf, Nick		5-10	3-7	4-4	2	2	4	1	17	3	4	0	1	23
04	Darren Jones		7-14	3-7	0-0	2	4	6	0	17	0	0	0	3	24
10	Hopkins, Reggie		2-10	0-4	0-0	1	6	7	2	4	4	2	0	2	22
22	A.J. Rudowitz		4-10	0-1	1-1	3	6	9	0	9	0	3	1	1	22
23	Tracey, Brian		6-11	2-5	0-0	0	3	3	1	14	1	0	0	0	25
Team						2	2	4							
Totals			53-104	10-28	9-10	19	38	57	5	125	15	13	4	9	225

FG % 1st Half: 25-49 51.0% 2nd half: 23-41 56.1% OT: 5-14 35.7% Game: 53-104 51.0% Deadball
 3FG % 1st Half: 4-11 36.4% 2nd half: 6-14 42.9% OT: 0-3 0.0% Game: 10-28 35.7% Rebounds
 FT % 1st Half: 4-4 100.0% 2nd half: 5-6 83.3% OT: 0-0 0.0% Game: 9-10 90.0% 1

Officials:

Technical fouls: West All-Stars-None. East All-Stars-None.

Attendance:

NABC Division II All-Star Game

Most Outstanding Players: Laurence Ekperigin (Le Moyne) (East)

Sanijay Watts (Central Missouri) and Kyle Moore (Tusculum) (West)

Score by periods	1st	2nd	OT	Total
West All-Stars	53	62	16	131
East All-Stars	58	57	10	125

2011 Reese's Division II College All-Star Game Selected by the National Association of Basketball Coaches (NABC)

Naismith Memorial Basketball Hall of Fame • Friday, March 25, 7 p.m.


East All-Stars



#5 - Sharif Bray
Cheyney



#11 - Yuseff Carr
Mansfield




#10 - Reggie Hopkins
Queens (NC)



#33 - George Johnson
Augusta St.



#32 - Darin Mency
Merrimack



#20 - Rion Rayfield
Fla. Southern




#23 - Brian Tracey
Bentley



#15 - Darryl Webb
Indiana (PA)



#2 - Nick Wolf
Rollins



#0 - Chris Woods
Pfeiffer

Coach — Art Luptowski, American International

West All-Stars



#20 - Darius Adams
Indianapolis



#12 - Skyler Bowlin
Mo. Southern St.



#10 - Nathan Hyde
Findlay



#5 - Dominique Jones
Fort Hays St.




#40 - Justin Keenan
Ferris St.



#3 - Anthony Moody
Mary



#44 - Blake Poole
St. Martin's



#14 - Logan Stutz
Washburn



#23 - Parrish West
Alas.-Fairbanks



#20 - Taylor Witt
St. Cloud St.

Coach — Mike Leaf, Winona St.

West All-Stars vs East All-Stars**03/25/11 7 p.m. at Springfield, Mass.****West All-Stars 96**

#	Player	*	Total	3-Ptr	FT-FTA	Rebounds			PF	TP	A	TO	Blk	Stl	Min
			FG-FGA	FG-FGA		Off	Def	Tot							
03	Moody, Anthony	*	3-8	1-5	0-0	0	2	2	0	7	7	1	0	1	21
12	Bowlin, Skyler	*	4-8	2-6	0-0	0	6	6	1	10	1	0	0	1	20
20	Adams, Darius	*	10-16	2-5	0-0	3	5	8	1	22	1	0	2	2	20
23	West, Parrish	*	5-10	1-3	0-0	2	2	4	2	11	1	0	1	0	20
40	Keenan, Justin	*	4-11	0-0	0-1	2	1	3	0	8	0	0	1	1	20
02	Witt, Taylor		1-9	0-3	2-2	1	1	2	0	4	2	0	0	0	20
05	Jones, Dominique		3-8	0-2	2-2	0	6	6	1	8	3	2	0	0	20
10	Hyde, Nathan		2-4	0-2	0-2	1	2	3	4	4	2	2	0	1	20
14	Stutz, Logan		5-10	0-0	1-1	1	2	3	2	11	0	3	0	3	19
44	Poole, Blake		5-8	1-3	0-1	1	7	8	3	11	1	2	1	3	20
Team						5	3	8							
Totals			42-92	7-29	5-9	16	37	53	14	96	18	10	5	12	200

FG % 1st Half: 19-48 39.6% 2nd half: 23-44 52.3% Game: 42-92 45.7%
 3FG % 1st Half: 2-13 15.4% 2nd half: 5-16 31.3% Game: 7-29 24.1%
 FT % 1st Half: 0-0 0.0% 2nd half: 5-9 55.6% Game: 5-9 55.6%

Deadball
Rebounds
1

East All-Stars 91

#	Player	*	Total	3-Ptr	FT-FTA	Rebounds			PF	TP	A	TO	Blk	Stl	Min
			FG-FGA	FG-FGA		Off	Def	Tot							
02	Wolf, Nick	*	0-3	0-0	0-0	5	4	9	0	0	2	0	0	0	17
05	Bray, Shariff	*	6-16	0-4	1-1	0	2	2	1	13	3	2	1	0	17
15	Webb, Darryl	*	2-6	2-4	3-4	4	2	6	2	9	2	1	2	0	18
23	Tracey, Brian	*	3-9	1-3	0-0	2	6	8	1	7	1	2	1	1	21
32	Mency, Darin	*	5-15	2-10	2-2	1	7	8	3	14	0	2	0	0	21
00	Woods, Chris		9-15	0-0	1-4	3	7	10	1	19	1	3	1	0	23
10	Hopkins, Reggie		5-9	1-5	5-6	1	0	1	1	16	4	1	0	0	23
11	Carr, Yuseff		3-7	1-2	0-0	3	2	5	0	7	0	1	1	0	22
20	Rayfield, Rion		2-4	2-3	0-0	0	2	2	0	6	1	1	0	1	19
33	Johnson, George		0-5	0-4	0-0	0	1	1	0	0	1	1	1	0	19
Team						1	4	5							
Totals			35-89	9-35	12-17	20	37	57	9	91	15	14	7	2	200

FG % 1st Half: 18-45 40.0% 2nd half: 17-44 38.6% Game: 35-89 39.3%
 3FG % 1st Half: 4-17 23.5% 2nd half: 5-18 27.8% Game: 9-35 25.7%
 FT % 1st Half: 7-9 77.8% 2nd half: 5-8 62.5% Game: 12-17 70.6%

Deadball
Rebounds
2

Officials:

Technical fouls: West All-Stars-None. East All-Stars-None.

Attendance:

2011 Reese's Division II College All-Star Game, selected by the National Association of Basketball Coaches (NABC). Game played at the Naismith Memorial Basketball Hall of Fame. Chris Woods (Pfeiffer) named East All-Star MOP. Darius Adams (Indianapolis) named West All-Star MOP.

Score by periods	1st	2nd	Total
West All-Stars	40	56	96
East All-Stars	47	44	91

Official Basketball Box Score

Reese's/National Association of Basketball Coaches Division II All-Star Game

3/23/2012 7 p.m. at Northern Kentucky University, Highland Heights, Ky.

VISITORS: East All-Stars

##	Player Name		TOT-FG		3-PT		REBOUNDS			PF	TP	A	TO	BLK	S	MIN
			FG-FGA	FG-FGA	FG-FGA	FT-FTA	OF	DE	TOT							
21	Ryan Aquino.....	f	1-7	1-4	0-0	5	3	8	1	3	0	1	0	0	0	19
23	Lance Kearse.....	f	11-13	2-2	0-0	1	0	1	0	24	1	0	1	1	1	19
32	Da'Ron Sims.....	f	5-11	0-0	2-2	2	3	5	1	12	2	1	1	1	1	20
02	Paul "P.J." Reyes...	g	10-15	2-5	0-0	2	5	7	0	22	3	1	1	1	1	23
30	Ashton Smith.....	g	2-13	2-8	1-2	1	5	6	0	7	1	5	1	1	1	16
03	Ahmad Harris.....		5-14	0-3	0-2	0	2	2	2	10	9	1	1	2	2	24
04	Zack Warner.....		2-3	0-1	0-2	4	5	9	0	4	2	0	1	1	1	17
31	Scott Dennis.....		4-6	1-1	0-0	5	4	9	0	9	3	2	0	0	0	21
33	Jon Van Hoose.....		2-8	2-8	0-0	0	0	0	0	6	0	0	0	0	0	21
44	Keane Thomann.....		5-12	0-0	3-4	2	4	6	0	13	0	1	1	0	0	20
TEAM.....						5	1	6								
Totals.....			47-102	10-32	6-12	27	32	59	4	110	21	12	7	7	7	200

TOTAL FG% 1st Half: 18-49 36.7% 2nd Half: 29-53 54.7% Game: 46.1% DEADB

3-Pt. FG% 1st Half: 3-14 21.4% 2nd Half: 7-18 38.9% Game: 31.3% REBS

F Throw % 1st Half: 3-4 75.0% 2nd Half: 3-8 37.5% Game: 50.0% 3

HOME TEAM: West All-Stars

##	Player Name		TOT-FG		3-PT		REBOUNDS			PF	TP	A	TO	BLK	S	MIN
			FG-FGA	FG-FGA	FG-FGA	FT-FTA	OF	DE	TOT							
34	Taylor Rohde.....	f	9-19	0-0	0-0	6	4	10	2	18	2	2	3	2	2	27
03	Anthony Young.....	c	7-13	5-8	2-2	0	8	8	1	21	0	1	0	0	2	19
05	Brandon Hogg.....	g	1-6	0-3	0-0	1	0	1	1	2	3	0	0	0	0	19
11	Adrian Moss.....	g	2-9	2-5	0-0	0	5	5	2	6	2	2	0	0	2	19
21	Cody Schilling.....	g	5-9	1-3	0-0	4	2	6	0	11	2	0	0	0	2	20
04	James Ellisor.....		4-6	0-0	1-1	3	3	6	0	9	1	1	0	0	0	13
12	Milton Garner.....		4-8	3-6	0-0	1	2	3	0	11	1	1	0	0	0	20
13	Reggie Jones.....		2-5	1-3	0-0	1	2	3	5	5	0	1	2	1	1	21
14	Raymont McElroy.....		8-17	4-11	1-2	3	3	6	0	21	4	0	0	0	2	21
23	Dwight Tolbert.....		6-10	4-7	0-0	1	1	2	0	16	0	1	0	0	0	21
TEAM.....						2	1	3								
Totals.....			48-102	20-46	4-5	22	31	53	11	120	15	9	5	11	200	200

TOTAL FG% 1st Half: 23-51 45.1% 2nd Half: 25-51 49.0% Game: 47.1% DEADB

3-Pt. FG% 1st Half: 9-23 39.1% 2nd Half: 11-23 47.8% Game: 43.5% REBS

F Throw % 1st Half: 1-2 50.0% 2nd Half: 3-3 100 % Game: 80.0% 1

Officials: Greg McAdams, John Santry, Jimmy Diehouse

Technical fouls: East All-Stars-None. West All-Stars-None.

Attendance: 220

Score by Periods	1st	2nd	Total
East All-Stars.....	42	68	- 110
West All-Stars.....	56	64	- 120

Points in the paint-EAST 56, WEST 30. Points off turnovers-EAST 10, WEST 17.

2nd chance points-EAST 24, WEST 16. Fast break points-EAST 6, WEST 10.

Bench points-EAST 42, WEST 62. Score tied-0 times. Lead changed-11 times.


Last FG-EAST 2nd-00:11, WEST 2nd-00:11.

Largest lead-EAST by 5 1st-17:39, WEST by 21 2nd-12:02.

2012 NABC DIVISION II EAST ALL-STARS



Paul Reyes
Charleston



Ahmad Harris
Bloomfield



Zack Warner
Christian Brothers



Ryan Aquino
Georgia College



Lance Kearse
Eckerd



Ashton Smith
Indiana (Pa.)



Scott Dennis
Christian Brothers



Da'Ron Sims
West Georgia




Jon Van Hoose
Northern Kentucky



Keane Thomann
Missouri Southern

2012 NABC DIVISION II WEST ALL-STARS



Anthony Young
Ky. Wesleyan



James Ellisor
Bemidji State



Brandon Hogg
Southern Indiana



Adrian Moss
Indianapolis



Milton Garner
Cameron



Reggie Jones
Cal State Stanislaus



Raymont McElroy
W. Va. Wesleyan



Cody Schilling
Augustana



Dwight Tolbert
Lander



Taylor Rohde
Alaska-Anchorage





THE 2012 ALL-STAR GAME HOSTED BY
NORTHERN KENTUCKY UNIVERSITY

THE BANK OF KENTUCKY CENTER
FRIDAY, MARCH 23
7 P.M.

.....

**Reese's Division II
College All-Star Game**



WEST (light uniforms)

3	Anthony Young	C	6-7	244	Kentucky Wesleyan	Indianapolis, Ind.
4	James Ellisor	F	6-5	200	Bemidji State	Glendale, Ariz.
5	Brandon Hogg	G	6-1	185	Southern Indiana	Edwardsville, Ill.
11	Adrian Moss	G	5-9	160	Indianapolis	Centralia, Ill.
12	Milton Garner	G	6-1	200	Cameron	Kansas City, Mo.
13	Reggie Jones	F	6-9	245	Cal State Stanislaus	Paterson, N.J.
14	Raymont McElroy	G/F	6-2	190	W. Va. Wesleyan	Milwaukee, Wis.
21	Cody Schilling	G	6-5	195	Augustana (S.D.)	Ellsworth, Minn.
23	Dwight Tolbert	F	6-5	210	Lander	Tifton, Ga.
34	Taylor Rohde	F/C	6-9	255	Alaska-Anchorage	Phoenix, Ariz.

Head Coach: Ken Wagner, BYU-Hawaii

EAST (dark uniforms)

2	Paul "P.J." Reyes	G	6-5	190	Charleston (W.Va.)	Taylor, Mich.
3	Ahmad Harris	G	5-9	170	Bloomfield	Linden, N.J.
4	Zack Warner	C	6-9	215	Christian Brothers	St. Louis, Mo.
21	Ryan Aquino	F	6-8	230	Georgia College	Roswell, Ga.
23	Lance Kearse	F	6-6	235	Eckerd	Ft. Myers, Fla.
30	Ashton Smith	G	6-2	195	Indiana (Pa.)	Scarborough, Ontario
31	Scott Dennis	G	6-5	190	Christian Brothers	Cincinnati, Ohio
32	Da'Ron Sims	F	6-6	215	West Georgia	Oakland, Calif.
33	Jon Van Hoose	G	6-5	175	Northern Kentucky	Ashland, Ky.
44	Keane Thomann	C	6-11	275	Missouri Southern	Olney, Ill.

Coach: Dale Clayton, Carson-Newman



National Association of Basketball Coaches